

The JWST North Ecliptic Pole Survey Field for Time-domain Studies



Rolf A. Jansen,^{†1} Rogier Windhorst,¹ Mehmet Alpaslan,² Matthew Ashby,³ Teresa Ashcraft,¹ Seth Cohen,¹ Walter Brisken,⁴ James Condon,⁵ Christopher Conselice,⁶ Andrea Ferrara,⁷ Brenda Frye,⁸ Norman Grogin,⁹ Heidi Hammel,¹⁰ Nimish Hathi,¹ Bhavin Joshi,¹ Duho Kim,¹ Anton Koekemoer,⁹ Peter Maksym,³ Stefanie Milam,¹¹ Steven Rodney,¹² Michael Rutkowski,¹³ Louis-Gregory Strolger,⁹ Chadwick Trujillo,¹⁴ Christopher Willmer,⁸ & Haojing Yan¹⁵

[†]Rolf.Jansen@asu.edu; School of Earth & Space Exploration, Arizona State University, Tempe, U.S.A.

- (1) ASU, Tempe AZ; (2) NASA-Ames, Moffett Field CA; (3) CfA, Cambridge MA; (4) LBO, Socorro NM; (5) NRAO, Charlottesville VA; (6) U.Nottingham, Nottingham (U.K.); (7) SNS, Pisa (Italy); (8) UofA, Tucson AZ; (9) STScI, Baltimore MD; (10) AURA, Washington D.C.; (11) NASA-GSFC, Greenbelt MD; (12) UofSC, Columbia SC; (13) U.Stockholm, Stockholm (Sweden); (14) NAU, Flagstaff AZ; (15) U.Missouri, Columbia MO.

#216.02

ABSTRACT

The JWST North Ecliptic Pole (NEP) Time-Domain Field (TDF) is located within JWST's northern Continuous Viewing Zone (CVZ), will span $\sim 14'$ in diameter ($\sim 10'$ with NIRISS coverage) and will be roughly circular in shape (initially sampled during Cycle 1 at 4 distinct orientations with JWST/NIRCam's $4.4' \times 2.2'$ FoV – the JWST “windmill”) and will have NIRISS slitless grism spectroscopy taken in parallel, overlapping an alternate NIRCam orientation. This is the *only* region in the sky where JWST can observe a clean extragalactic deep survey field (free of bright foreground stars and with low Galactic foreground extinction A_V) at *arbitrary cadence* or at *arbitrary orientation*. This will crucially enable a wide range of new and exciting time-domain science, including high redshift transient searches and monitoring (e.g., SNe), variability studies from Active Galactic Nuclei to brown dwarf atmospheres, as well as proper motions of extreme scattered Kuiper Belt and Oort Cloud Objects, and of nearby Galactic brown dwarfs, low-mass stars, and ultracool white dwarfs. We therefore welcome and encourage follow-up through GO programs of the initial GTO observations to realize its potential as a JWST time-domain *community field*. The JWST NEP Survey field was selected from an analysis of WISE 3.4-4.6 μm , 2MASS JHKs, and SDSS *ugz* source counts and of Galactic foreground extinction, and is one of very few such $\sim 10'$ fields that are devoid of sources brighter than $m_{AB} = 16$ mag. We have secured deep ($m_{AB} \geq 26$ mag) wide-field ($\sim 23' \times 25'$) *Ugrz* images of this field and its surroundings with LBT/LBC, and have scheduled MMT/MMIRS *YJK*, as well as VLA 3 GHz and VLA 4.5 GHz radio observations. Requests for *HST* WFC3/UVIS and ACS/WFC ultraviolet-visible and *Chandra*/ACIS X-ray images are pending, and proposals for *SOFIA* far-IR and IRAM30m (sub)mm observations are planned. We anticipate that ancillary data across the electromagnetic spectrum will exist for this field when JWST science operations commence in Spring 2019.

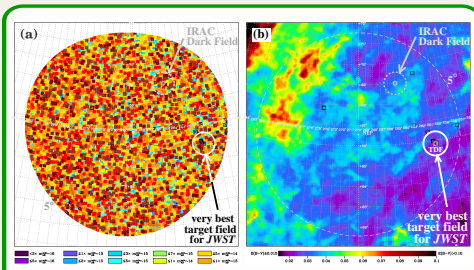



Fig. 1 – Selection of the JWST NEP Survey Field. (a) We identified promising target regions in a $5'$ radius map centered on the NEP of WISE $\sim 4 \mu\text{m}$ source count penalties to identify the best region for a JWST NEP extragalactic survey. Very few $10' \times 10'$ regions exist that are free of sources brighter than $m_{AB} = 16$ mag. The white arrow points to the very best region (small magenta contour within the white circle). For reference, we also indicate the location of the Spitzer/IRAC Dark Field (grey arrow and dashed circle). (b) Map of $E(B-V)$ values (from Schlafly & Finkbeiner 2011) in the $11' \times 11'$ area around the NEP. The very best $10' \times 10'$ region is indicated by a small magenta contour within the white circle. The dashed circle with a radius of $5'$ indicates the JWST CVZ. In the best target field near $(\alpha, \delta) = (26f, +66f)$, Galactic foreground extinction is very moderate at $E(B-V) = 0.028$ ($A_V = 0.013$ mag), proving that the paucity of $4 \mu\text{m}$ -bright sources is not due to foreground dust.

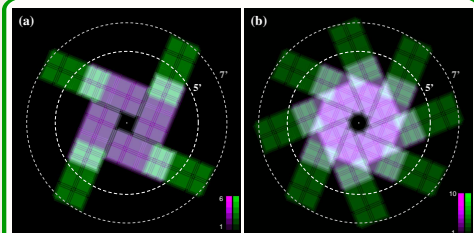


Fig. 2 – $15' \times 15'$ exposure maps of (a) the core GTO JWST NEP survey, with parallel NIRISS slitless grism observations overlaid (purple-pink bars) on the exposure map of the primary NIRCam observations (in green), and of (b) an anticipated community-driven GTO extension of the JWST NEP survey. The $2.3'$ radius with respect to the core footprint may be that does not need to be $45'$, and the field may be revisited at any given orientation or cadence. The circles with $5'$ and $7'$ radius are also shown in the large LBT/LBC *Ugrz* color composite image at right. This NEP CVZ survey field is the only relatively empty region in the sky where JWST can observe at arbitrary cadence and arbitrary orientation, and will be the best field for time-domain studies with JWST.

Deep ($m_{AB} \geq 26$ mag) color composite image of the JWST NEP Survey Field for Time-Domain Studies (the small magenta contour within the white circle in Fig. 1a and b) and its surroundings obtained with the Large Binocular Cameras at the $2 \times 8.4\text{-m}$ Large Binocular Telescope (Jansen et al., in prep.). *U, r, g,* and *z* filter data are shown in *indigo, blue, green,* and *red* hues. The nominal footprints of a community-led GO extension (at arbitrary orientation) of the 1st-epoch, four-spoke NIRCam+NIRISS GTO observation is indicated by the white and grey dashed circles. The coverage (DWHIP) of our scheduled VLA radio observations at 3 GHz and planned observations at 10 GHz, both centered on $\alpha \sim 1.4$ but-spectrum QSD for self-calibration, are indicated by the light and dark violet dotted circles. Ground-based (and near-IR *YJK*) observations (not shown) of the entire area covered by JWST/NIRCam are scheduled, while a proposal for *Chandra*/ACIS X-ray imaging of the entire area is pending. Proposed JWST UV-visible images (pending) would cover the central $5'$ radius that will have both NIRCam $0.8\text{-}5 \mu\text{m}$ imaging and $1.7\text{-}2.3 \mu\text{m}$ NIRISS slitless grism spectroscopy.