

Polarimeter status



M. Dugger, January 2014




In the lab

- Received chamber from machine shop on Friday 😊

Chamber slide 1

- Chamber with preamp enclosure attached (temporarily)




Chamber slide 2

- Detector signals come out of this flange
- Preamp enclosure supports




Chamber slide 3

- Back view with preamp enclosure attached




Chamber slide 4

- Back view without preamp enclosure
- Detector signals come out of this flange




Chamber slide 5

- Side view without preamp enclosure
- Motor control flange
- Beam-line flange
- Vacuum pump flange (for testing)




Chamber slide 6

- Front view
- Removed Lesker identification plate from here



Chamber slide 7

- Front view with door open
- Removable plate goes here



Title

