

EMAP 2001
Distinguishing Mimbres Black-on-white Types and Categories

Use the type categories only if your sample has distinguishing features. You will find that many many sherds must be classified as "Indeterminate Mimbres White" or as "Transitional/Classic Black-on-white."

010 - Indeterminate

Use for all Mimbres white sherds that have no painted design or that have a fragment of design that does not fit one of the categories below.

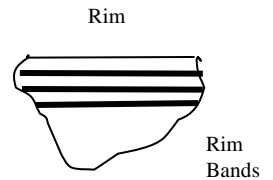
009 - Classic Polychrome

The design must have applications of two distinctly colored paints (generally brown/red and black). A sherd that is redder on one side and blacker on another side is not polychrome. Get advice before using this category.

008 - Classic Black-on-white (Style III)

Distinguishing characteristics (i.e., you can call it Classic if it has one of these):

- multiple rim bands
- straight hachure with frames the same width as the fill
- everted rim bowls (uncommon, but found only on Classic)

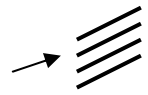


Other characteristics (FYI, not enough to make the call):

- nicely done
- naturalistic designs

007 - Transitional/Classic (Styles II or III)

Straight hachure (can't tell if frame is thick or thin)
 One rim band



One Rim Band

006 - Transitional (Style II)

Distinguishing characteristic:

- straight line hachure with frames wider than hatch



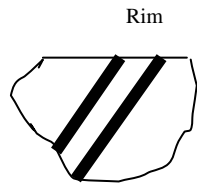
Other characteristics:

- may have one or no rim band
- may have curvilinear designs (like Boldface)

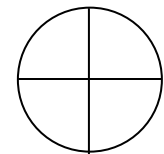
005 - Boldface/Transitional (Styles I or II)

Distinguishing characteristic:

- design comes up to rim (no rim bands)
- curvilinear designs



Wavy



Quartered Layout

004 - Boldface (Style I)

Distinguishing characteristic:

- wavy hachure
- layout divided into quarters or halves

Other characteristics:

- less fine (bold) designs