

Travelon Gamelon (1977)

Performance Score to the Concert version for 3 amplified bicycles and 6 performers

One of the first sounds I recorded using an old vacuum tube tape recorder in 1964 was from bicycle spokes. I jammed the mic onto the frame and the resulting tape was used as 'musique concrete' for a production of Genet's "The Maids" later that year. I conceived of Travelon Gamelon as a live piece in 1977, and it received its premiere in Boston. The piece was first performed in Europe at the 1979 Muzicki Biennale Zagreb.

Structurally, each bicycle 'solos' with different rhythmic material. The more improvisatory middle section explores many other sounds on the bicycle. The third section is a collapsed retrograde canon of the first section. The piece has been performed widely, and one of the high points at these performances occurred at EXPO 86 in Vancouver. A Balinese Gamelan group performing there, entered the plaza and later expressed to me their pleasure and surprise at the piece.

In creating this piece, it became necessary for me to construct pickups to get the sound I wanted without feedback problems. That process of investigating and then making transducers for this piece has driven my work since then.

A second version exists called the Promenade version for 20 amplified bicycles with riders. Pickups attached near the spokes amplify the pitch in the spokes which is sent to small loudspeakers. This sound is broadcast as the performers ride and walk their bicycles through the city.

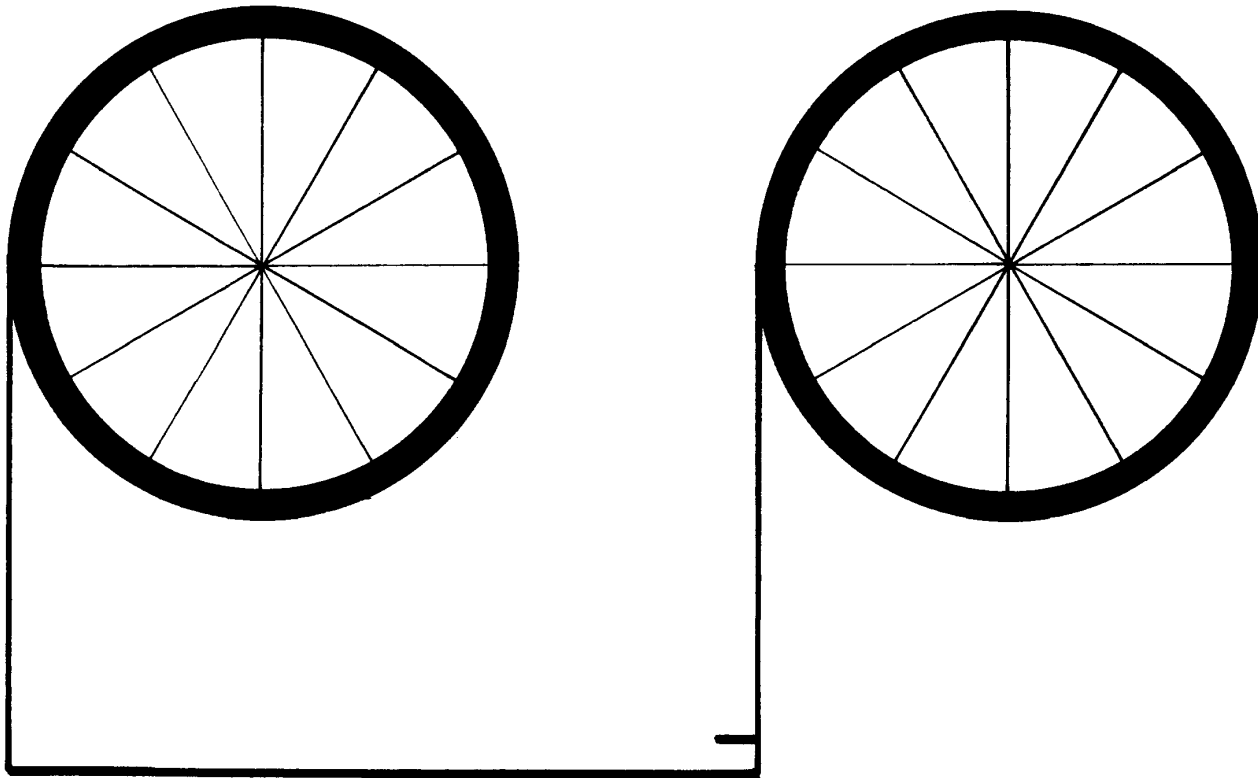
The Score may be printed out to a postscript laser printer.

TRAVELON GAMELON

for three amplified bicycles

by Richard Lerman

© 1978, rev. 1991



2 TRAVELON GAMELON: for 3 amplified bicycles


by Richard Lerman ©1978, rev. 1991

Needed for performance:

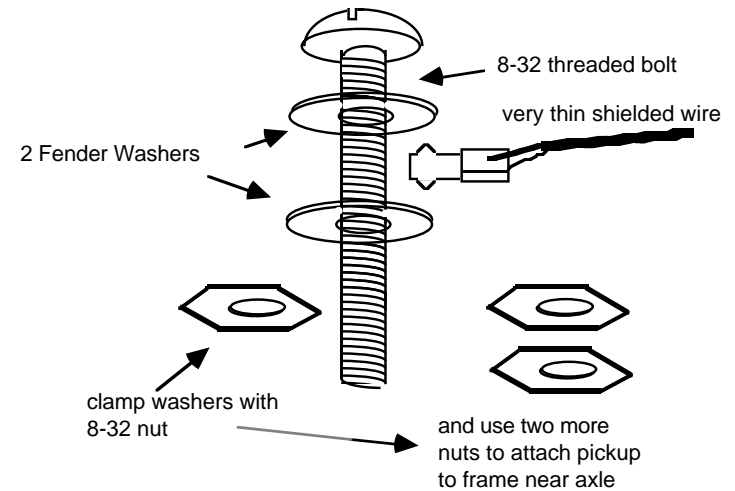
1. 3 bicycles (10 speeds preferred)
2. 6 pickups attached for each wheel near axle
3. preamps and/or stereo mixer
4. 2-4 loudspeakers
5. 6 performers for the bicycles
6. 1 or more performer for electronics

Performance Instructions

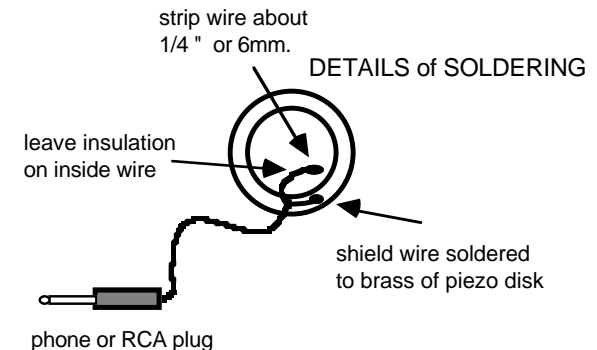
1. Rest bicycles upside down on seat and handlebars
2. Mark 'key' spoke with tape. As wheel rotates, this 'downbeat' spoke will be more visible
3. The two notation systems are equivalent
4. Rear Wheel begins each bicycle. Turn crank slowly so that the wheel rotates about one revolution in 3 seconds. Try to keep the speed even. If necessary, stop cranking and allow wheel to slow down
5. Front wheel is turned by hand in same direction as back wheel, and at same rate of speed. Keep the speed (tempo) even
6. Sections I and III explore rhythmic elements
7. When many notes are being played, the feeling of increasing or decreasing speed is more important than exact rhythms
8. Section II, the Free Section is more improvisatory--performers should listen carefully to each other. At the discretion of the electronics performer, each wheel need not always be amplified in this section



The best sound will come from ceramic phonocartridges which are mounted between fender washers on an 8-32 bolt as shown below. The phono cartridge can be an EV 81T, which must be taken apart and carefully soldered as shown. Clamp the plastic needle between the washers.



It is also possible to use piezo disks



(Bicycle 1)	(Bicycle 2)	(Bicycle 3)		
96 sec	108 sec	96 sec	ca. 6 min.	128 sec.
Section I			Section II	Section III

+ [with proper amplification the sound of the wheels spinning at the end can be extended for 2 minutes]

Richard Lerman Music
c/o Frog Peak Music
Box A 36
Hanover, NH 03874 USA

BMI

- Scores must be on the floor
- Arrange bicycles to emphasize performing space
- additional electronics may be used to modify sounds of bicycles though I no longer do this.

Symbols for Free Section



strike frame and/or handlebars



strike quick-release and/or axle



apply brakes and stop wheel



spin pedals only



apply brakes or pressure to rim, at intervals



strike chain



strike tire



with wheel spinning fast - brush spokes - long burst



fast spinning wheel - brush spokes - short burst



fast spinning wheel - brush spokes - short burst



rub chain



rub a spoke



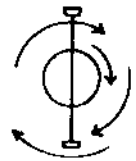
rub tire



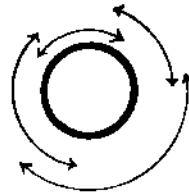
pluck brake cable



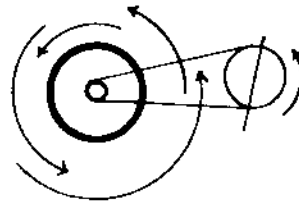
rub tire with wheel spinning



spin freewheel at various speeds



spin tire at various speeds, by hand

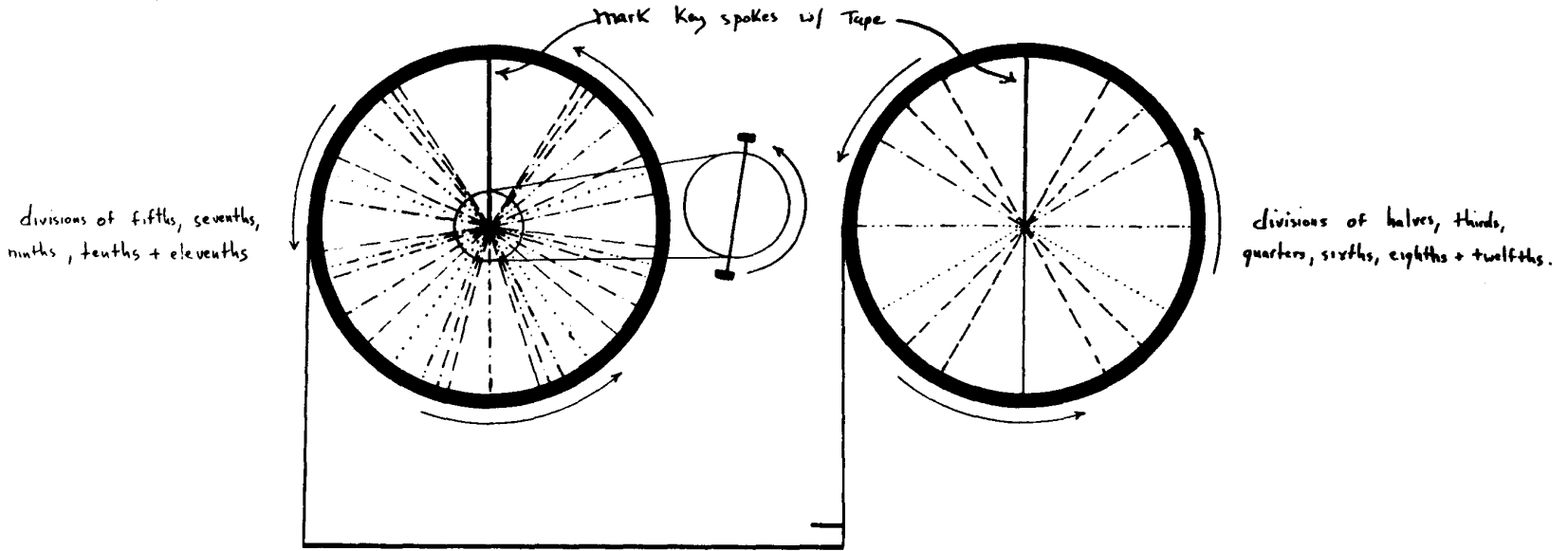


spin back tire at various speeds, using pedals

4.

Bicycle #1

Travelon Gamelon



music notation	play 3 times $\frac{3}{4} p$	play 3 times p p	play 3 times p p p	play 3 times p p p p	play 3 times p p p p p	play 3 times p p p p p p	play 2 times p p p p p p p
graphic notation	rear wheel 						
music notation	front wheel $\frac{3}{4}$						play 2 times p
graphic notation							

$p = 2$ seconds

5.

rear wheel

3/4

play 2 times

play 2 times

play 2 times

play 2 times

play 2 times

front wheel

3/4

play 2 times

play 2 times

play 2 times

play 2 times

play 2 times

play 3 times

rear wheel

3/4

front wheel

3/4

play 3 times

play 3 times

play 3 times

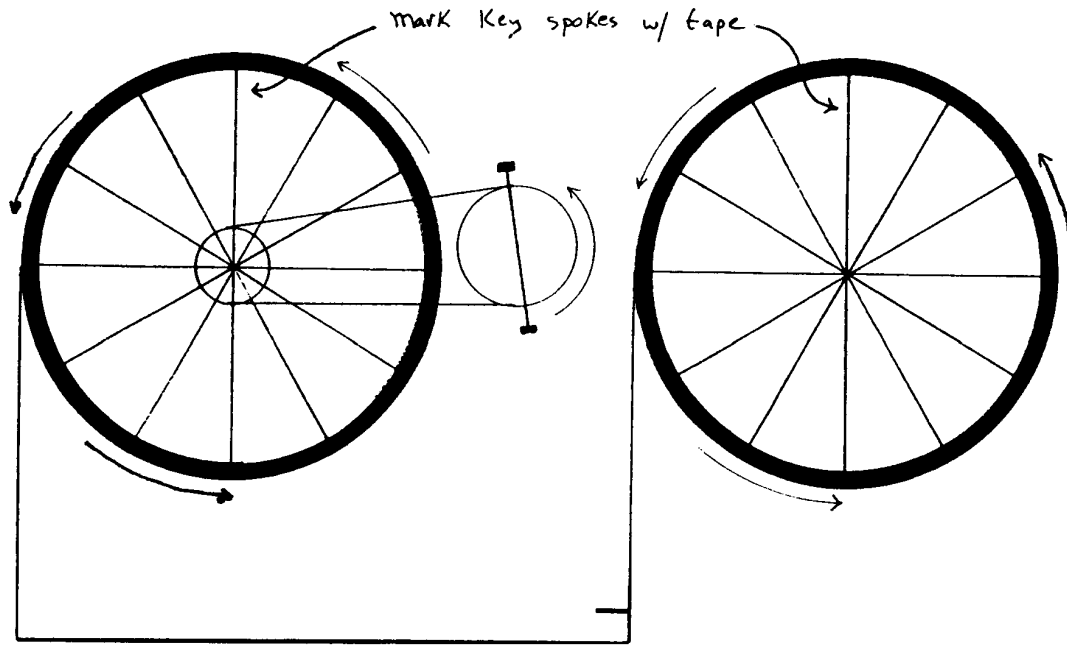
play 3 times

play 3 times

Bicycle #2 Begins

Bicycle #2

Travelon Gamelon



MUSK notation

rear wheel

3/4 ♭ 7. } } | ♭ 7. } } | ♭ 7. } } | ♭ 7. } } | ♭ 7. 7 ♭ 7 } | ♭ 7. 7 ♭ 7 } | ♭ 7. 7 ♭ 7 } | ♭ 7. 7 ♭ 7 }

graphic notation

rear wheel

p = 2 seconds

MUSK notation

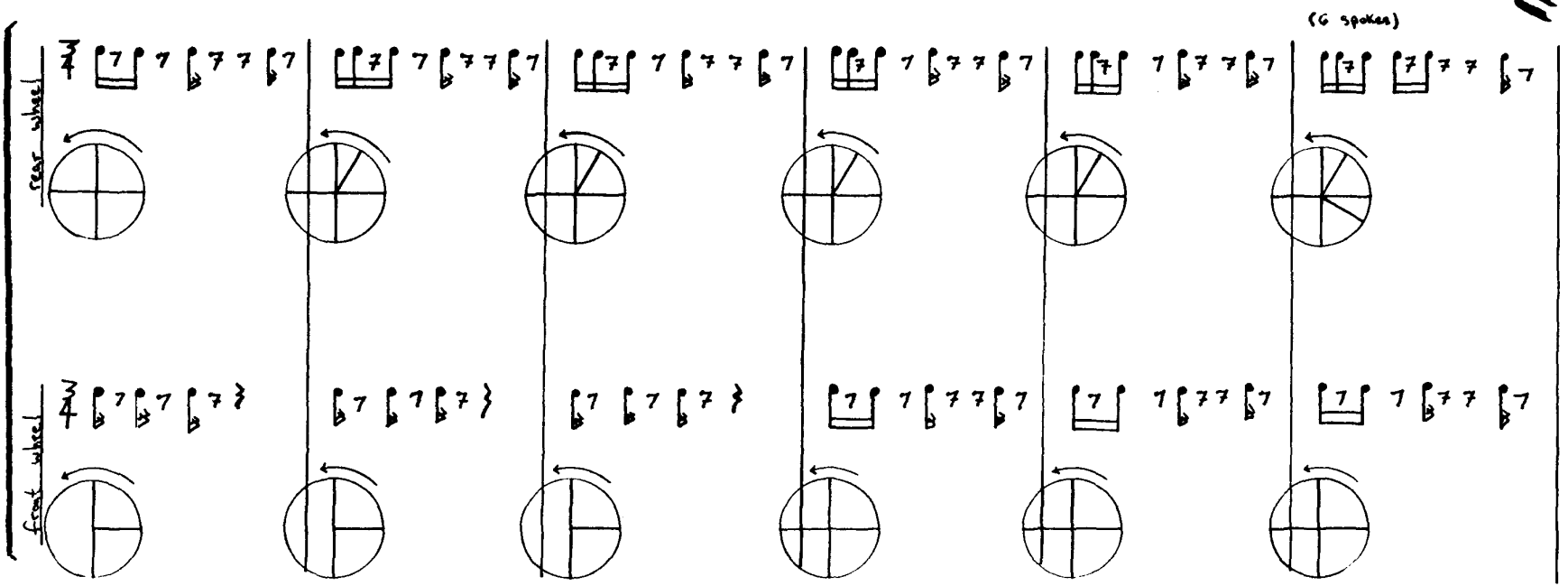
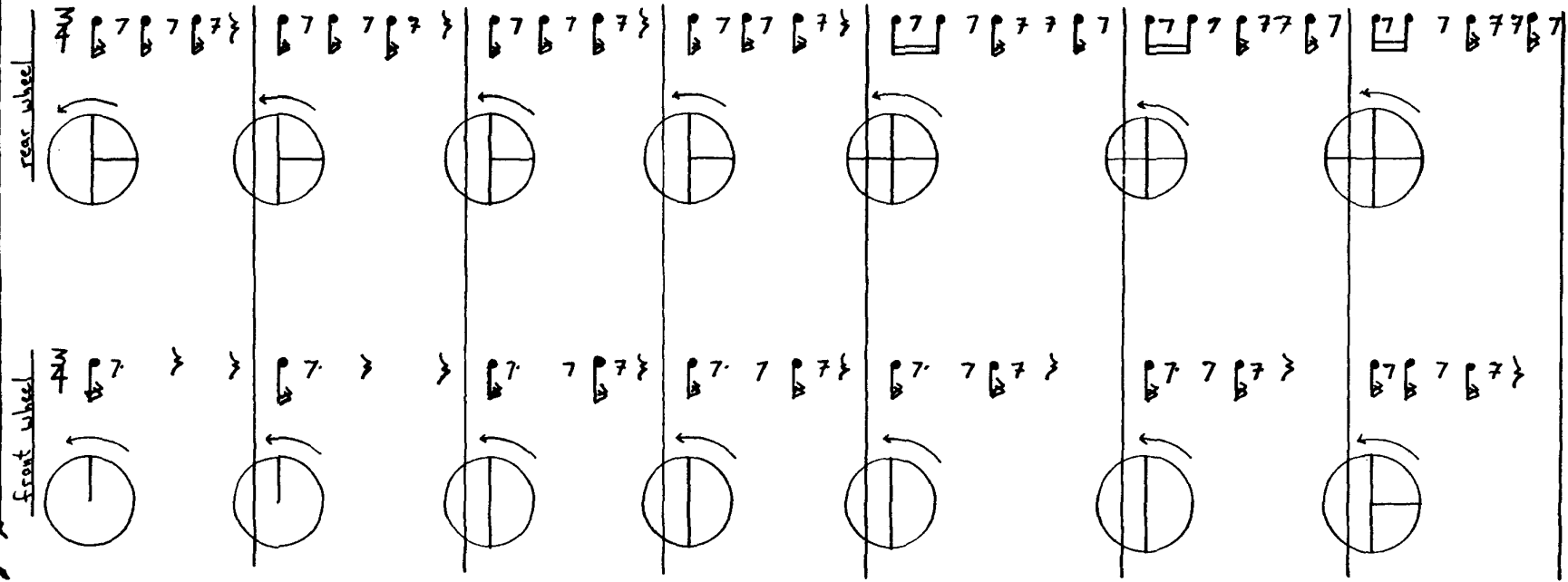
front wheel

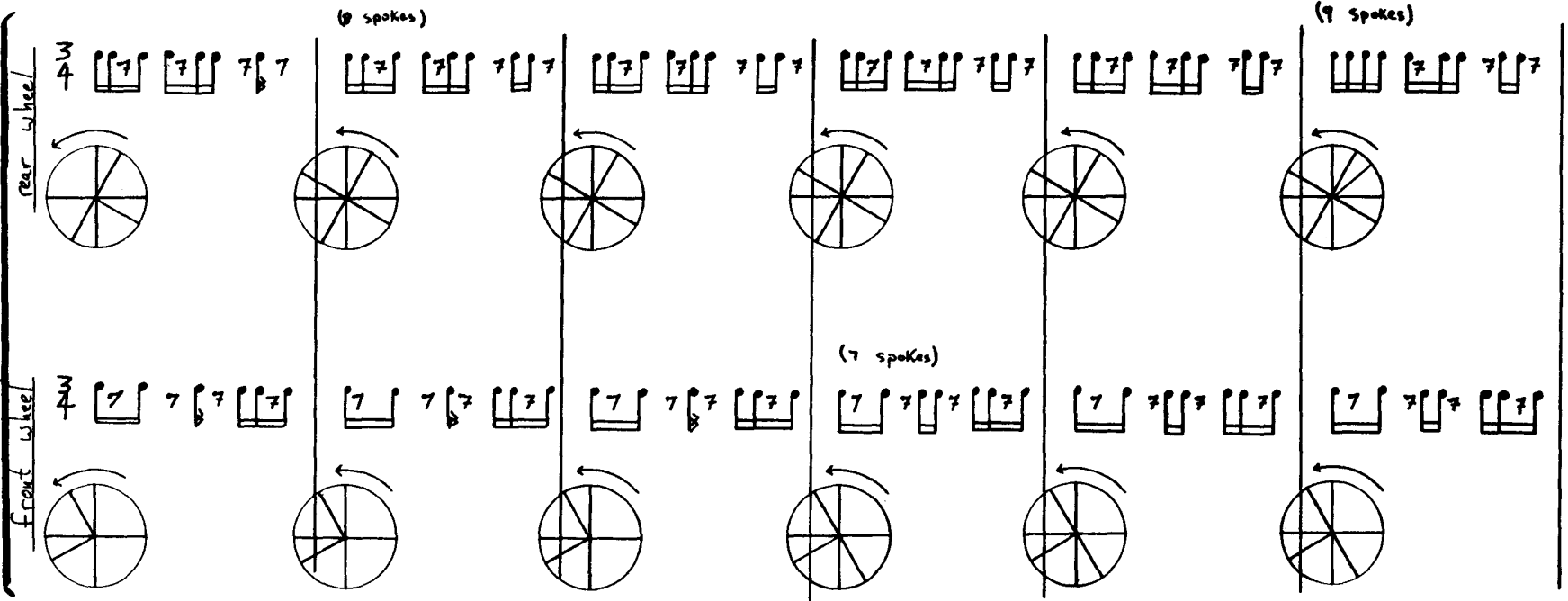
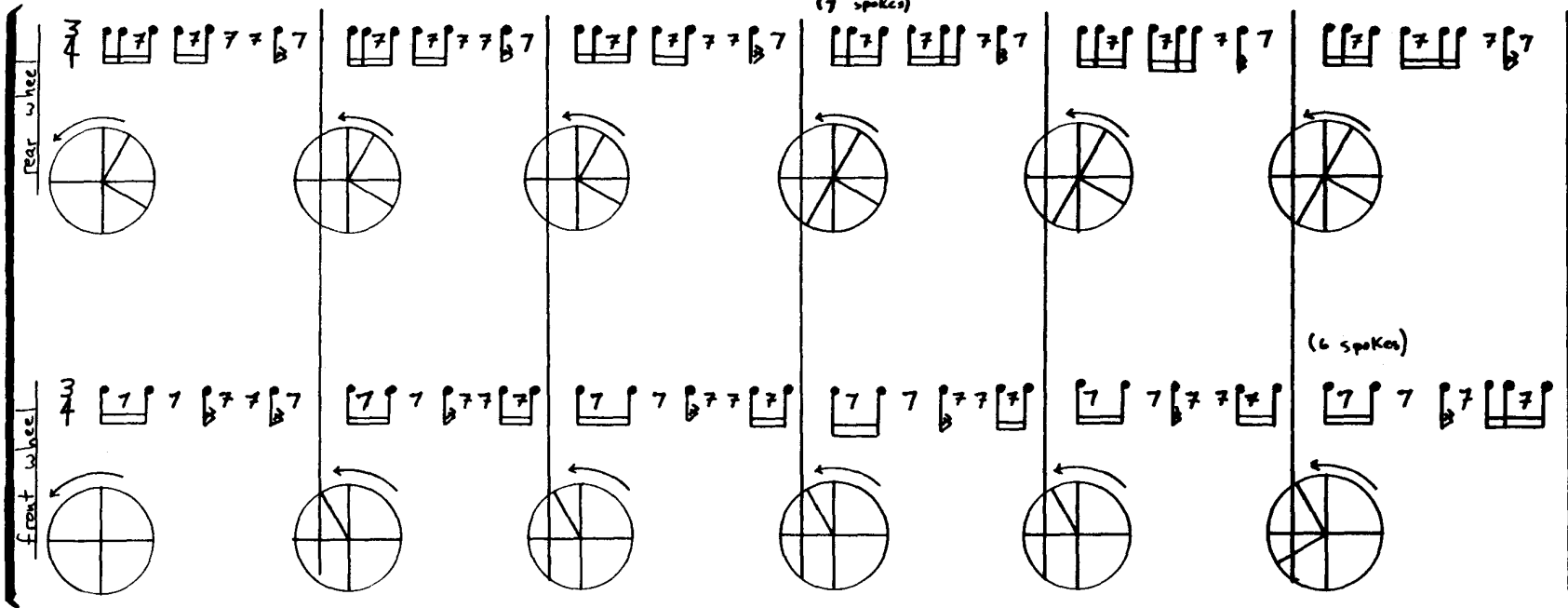
3/4 ♭ 7. } } | ♭ 7. } }

graphic notation

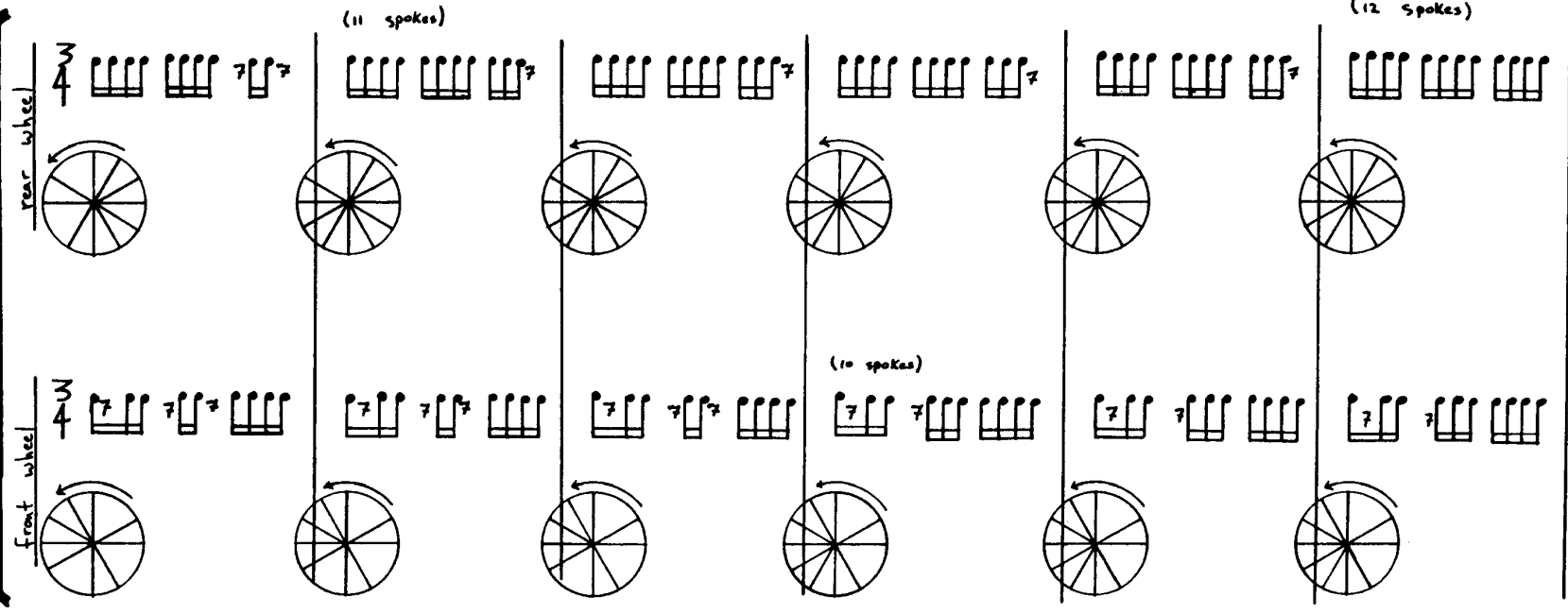
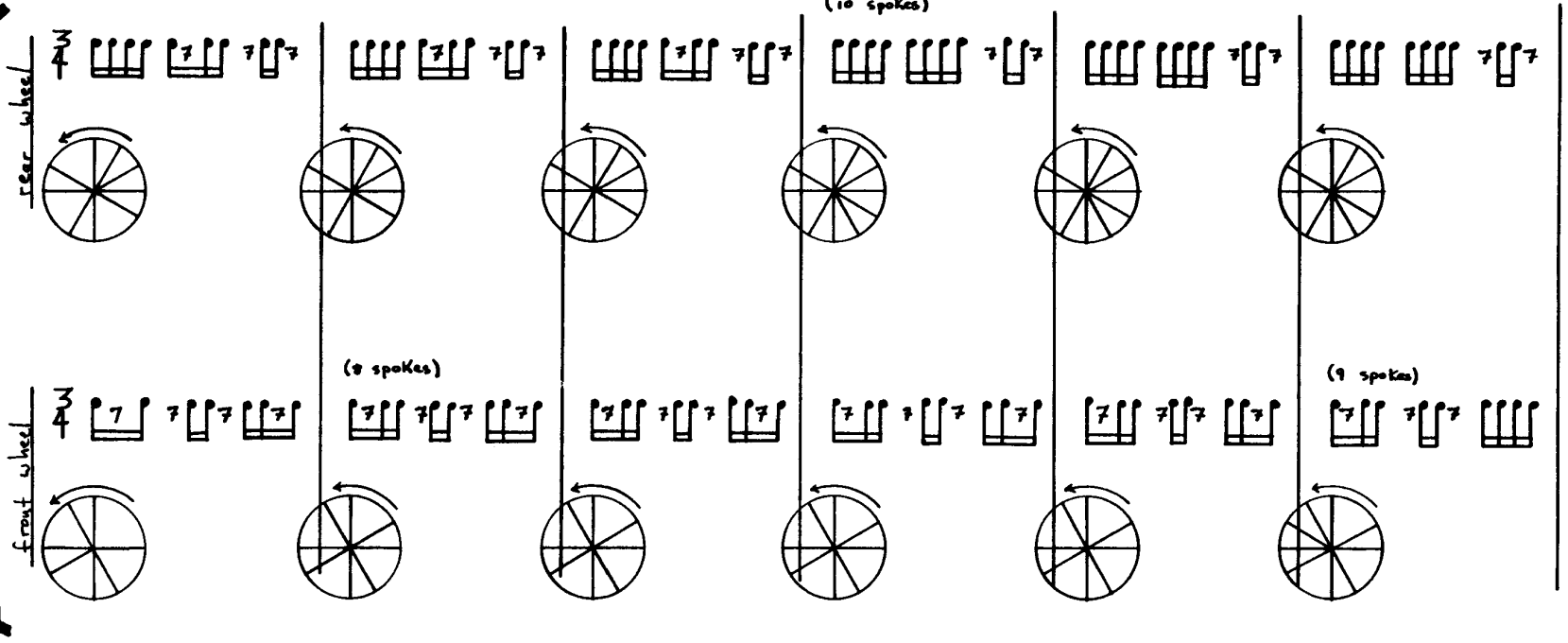
front wheel



7.





9.



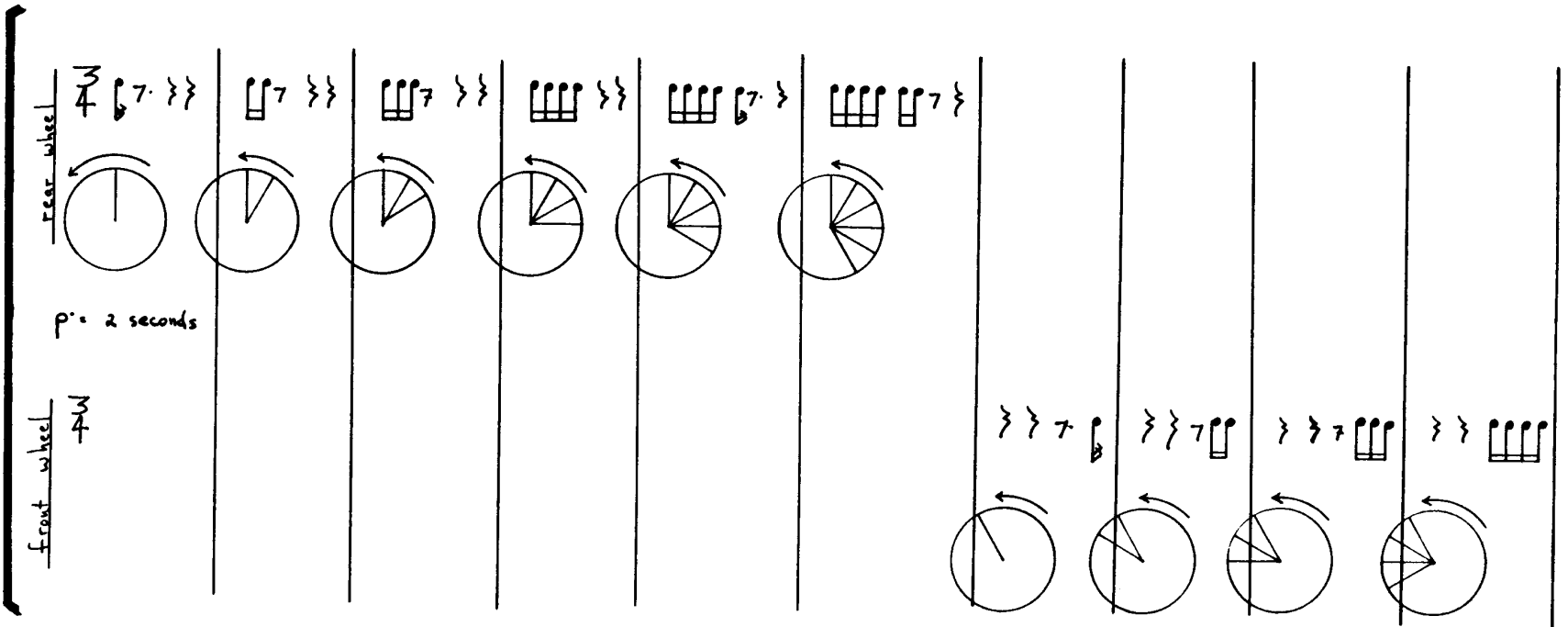
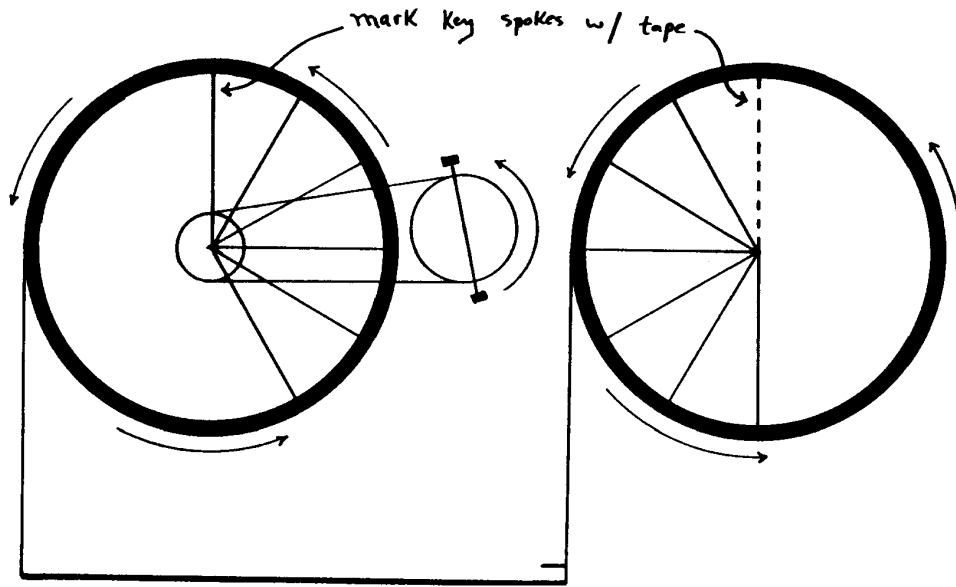


Bicycle # 3 Begins

11

Bicycle # 3

Travelon Gamelon



		play 3 times	play 3 times	play 3 times	play 3 times	play 3 times
rear wheel	$\frac{3}{4}$	$\frac{3}{4} \} \}$	$\frac{3}{4} \} \}$	$\frac{3}{4} \} \}$	$\frac{3}{4} \} \}$	$\frac{3}{4} \} \}$
front wheel	$\frac{3}{4} \} 7 \} \frac{3}{4} \} \frac{3}{4}$	$\frac{3}{4} \} \} 7 \} \frac{3}{4}$	$\frac{3}{4} \} \} 7 \} \frac{3}{4}$	$\frac{3}{4} \} \} 7 \} \frac{3}{4}$	$\frac{3}{4} \} \} \frac{3}{4} \} \frac{3}{4}$	$\frac{3}{4} \} 7 \} \frac{3}{4} \} \frac{3}{4}$

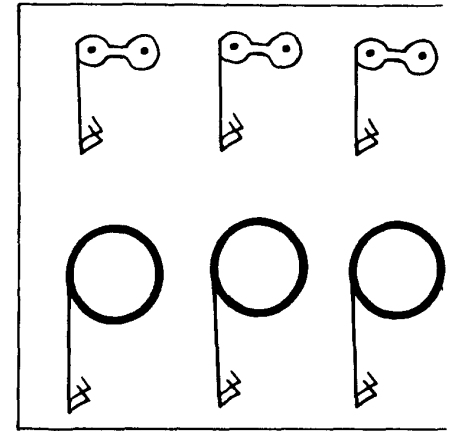
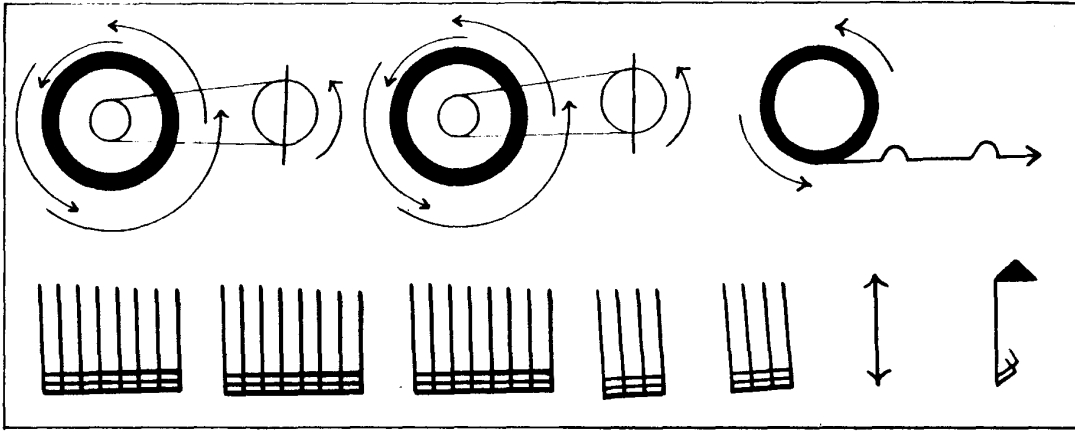
	play 3 times	play 3 times	play 3 times	play 3 times	play 3 times	play 3 times	play 3 times
rear wheel	$\frac{3}{4} \} \frac{3}{4} \} \frac{3}{4} \} \frac{3}{4} \} 7 \}$	$7 \} \frac{3}{4} \} \frac{3}{4} \} 7 \}$	$7 \} \frac{3}{4} \} \frac{3}{4} \} \}$	$7 \} \frac{3}{4} \} \frac{3}{4} \} \}$	$\frac{3}{4} \} \frac{3}{4} \} 7 \}$	$\frac{3}{4} \} 7 \} \frac{3}{4} \}$	$\frac{3}{4} \} \} \}$
front wheel	$\frac{3}{4} \} 7 \} \frac{3}{4} \} \frac{3}{4} \} \frac{3}{4} \}$	$\frac{3}{4} \} 7 \} \frac{3}{4} \} \frac{3}{4} \}$	$\frac{3}{4} \} 7 \} \frac{3}{4} \} \frac{3}{4} \}$	$\frac{3}{4} \} 7 \} \frac{3}{4} \} \frac{3}{4} \}$	$\frac{3}{4} \} 7 \} \frac{3}{4} \}$	$\frac{3}{4} \} 7 \} \frac{3}{4} \}$	$\frac{3}{4} \} \} \}$

13.

rear wheel

Bicycle #1

front wheel

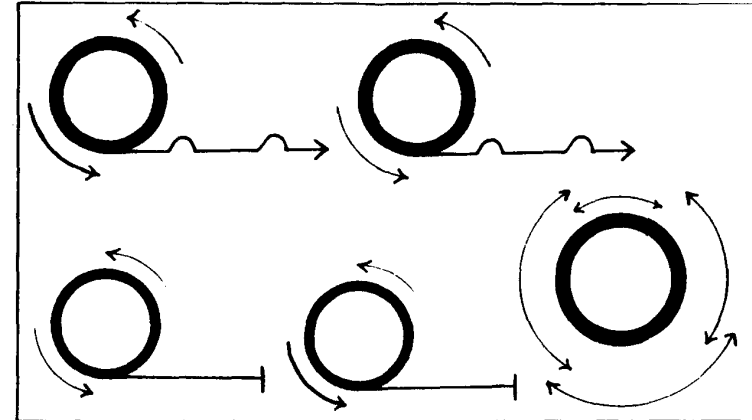
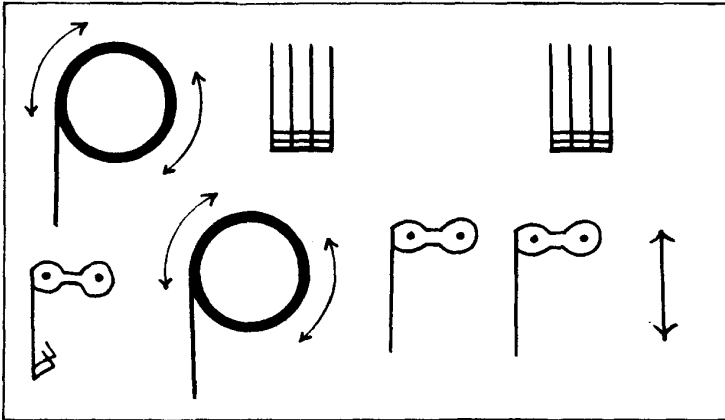


FREE SECTION (II)

rear wheel

Bicycle #2

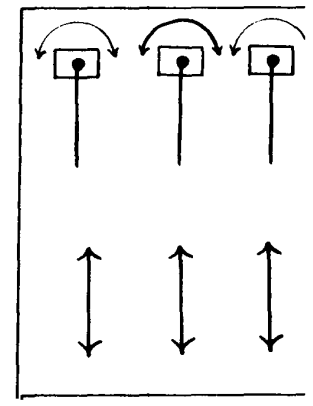
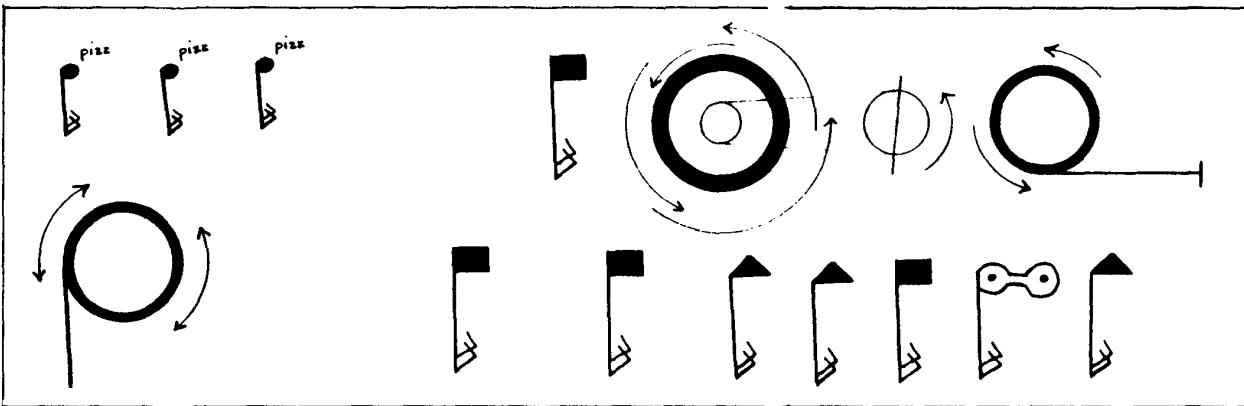
front wheel

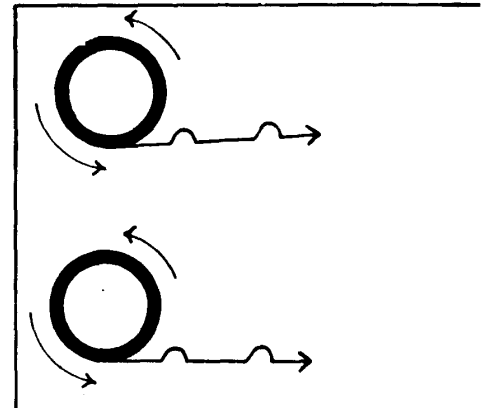
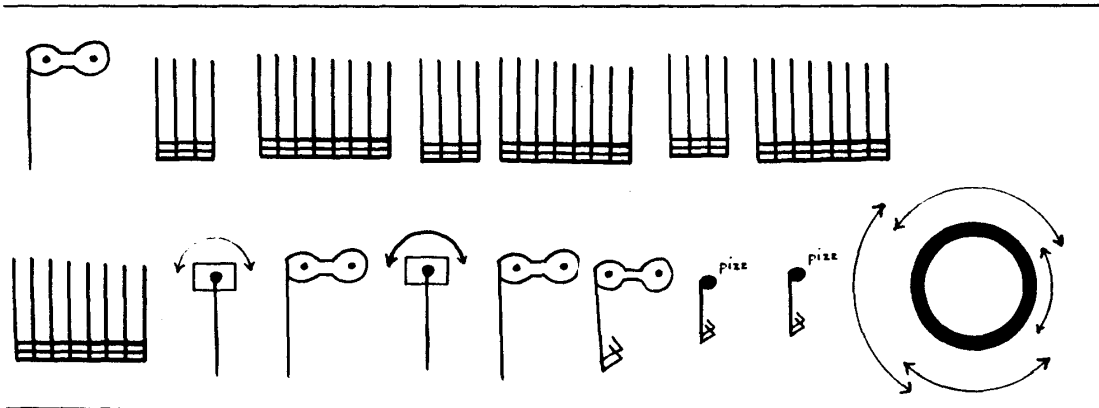
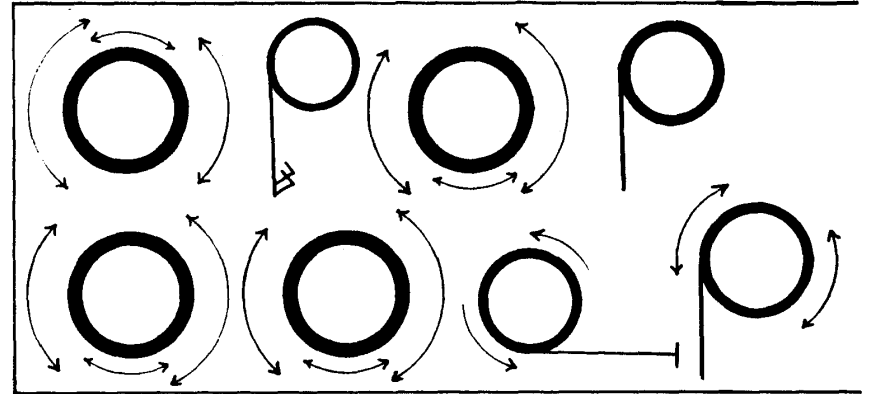
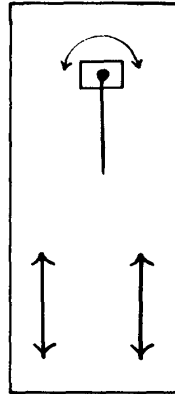
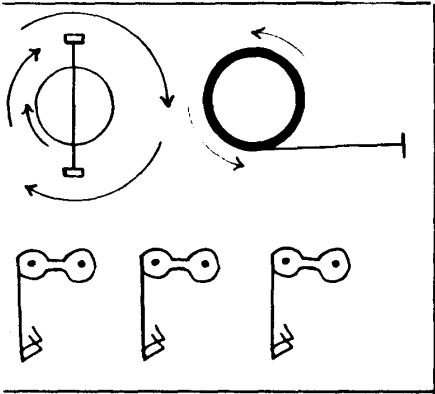
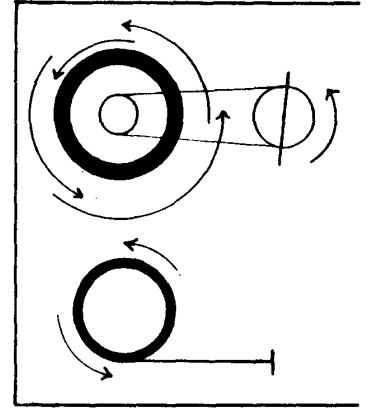
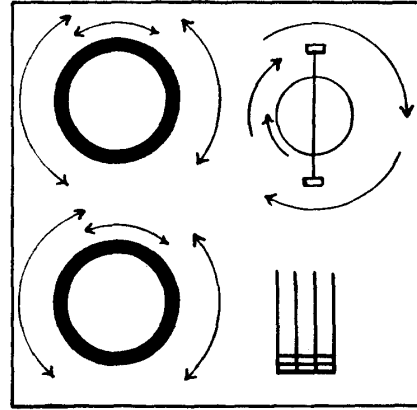
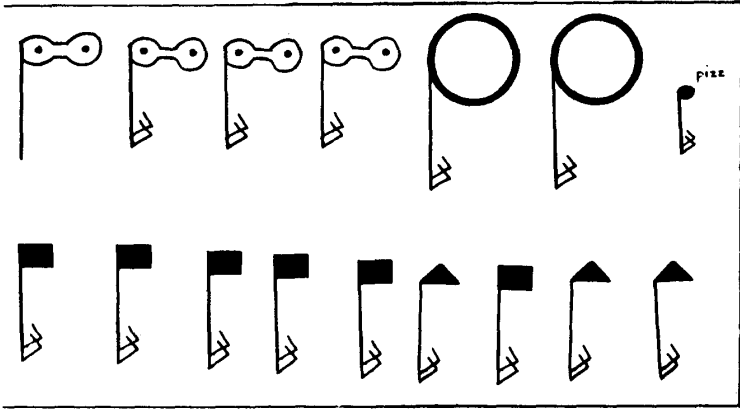


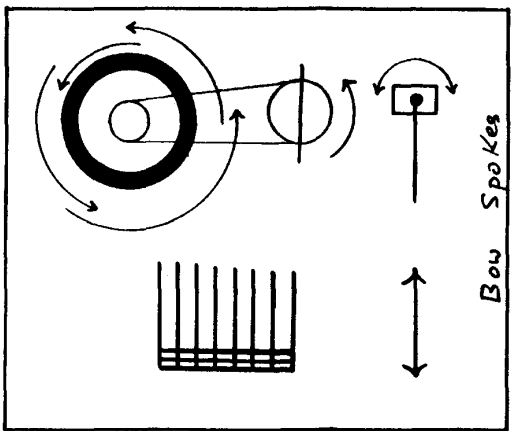
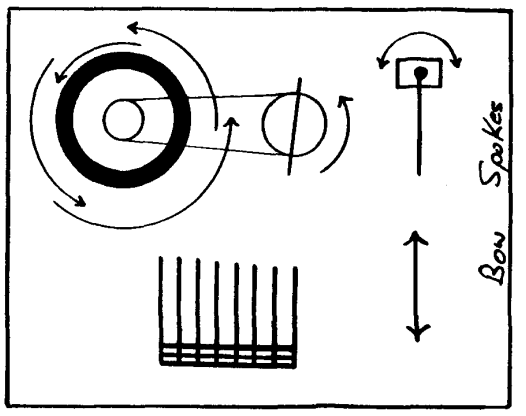
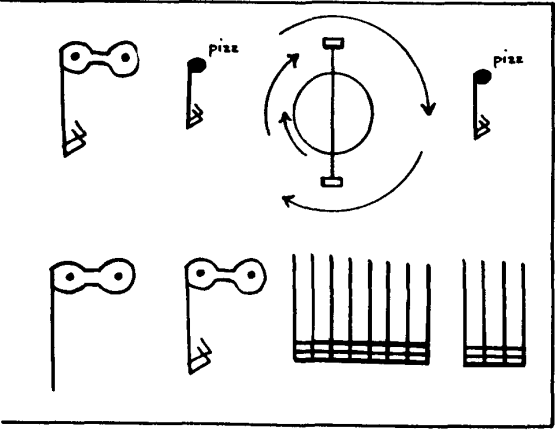
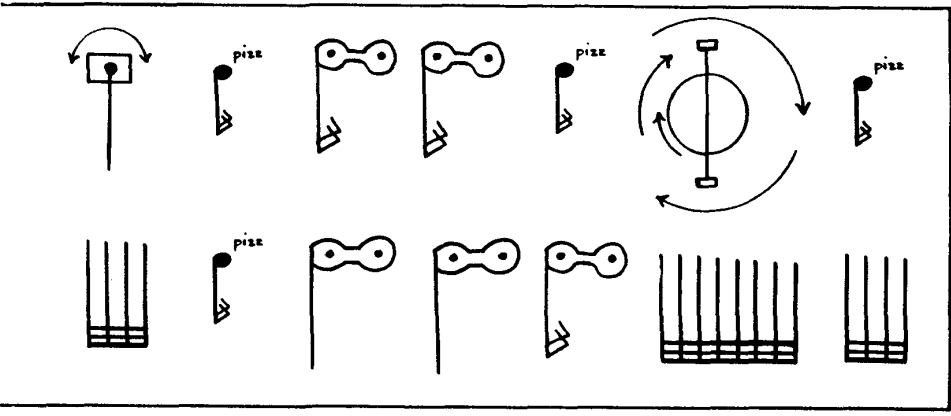
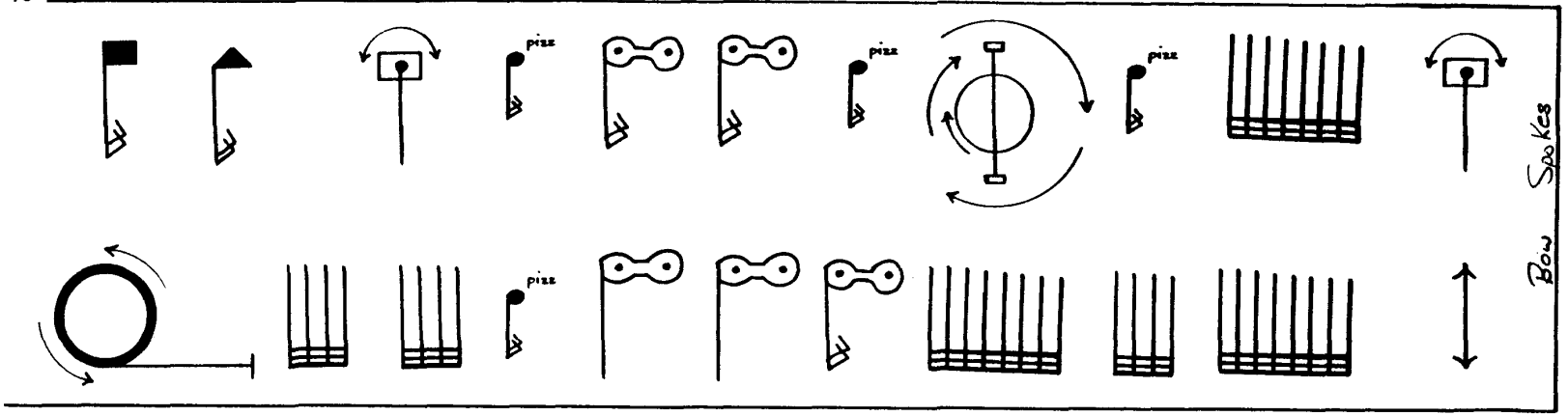
rear wheel

Bicycle #3

front wheel










SECTION III Begins

Bow Spokes

Bow Spokes

Bow Spokes

Section III



3
4

3
4

3
4

3
4

3
4

play 3 times

play 3 times

play 3 times

play 3 times

play 3 times

play 3 times

3 } } }

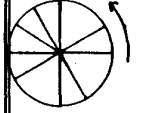
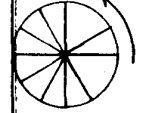
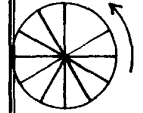
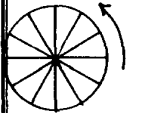
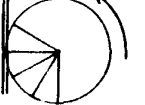
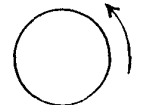
3 } } }

3 } 7 }

3 } 7 }

3 } 7 }

3 } 7 }



play 3 times

play 3 times

play 3 times

play 3 times

3 } } }

3 } } }

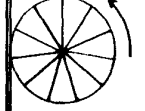
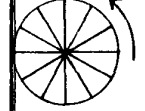
3 } } }

3 } } }

3 } } }

3 } } }

3 } } }



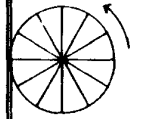
play 3 times

play 3 times

3 } } }

3 } } }


3 } } }



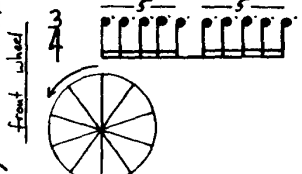
3 } } }

play each bar 3 times

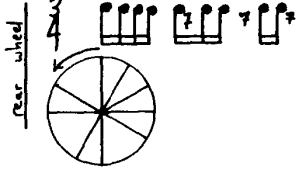
Bicycle # 1



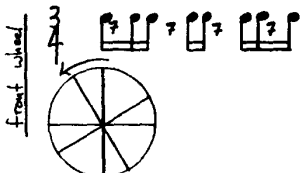
play each bar 3 times



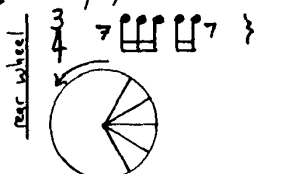
play each bar 3 times



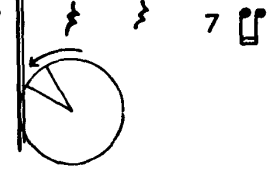
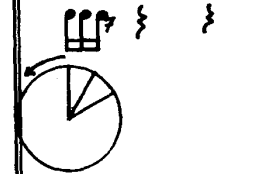
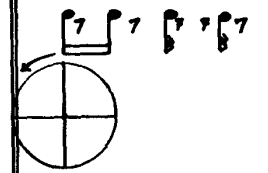
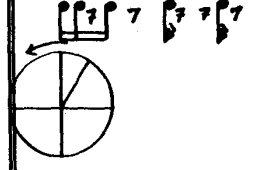
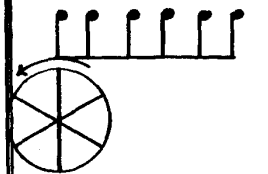
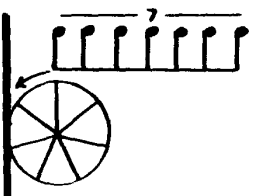
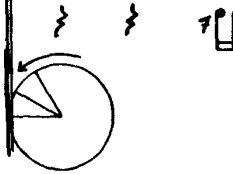
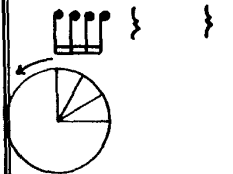
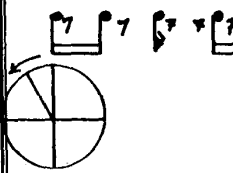
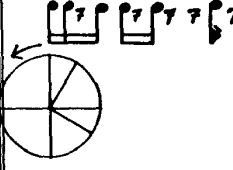
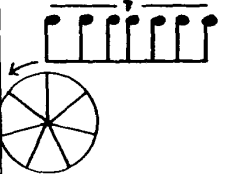
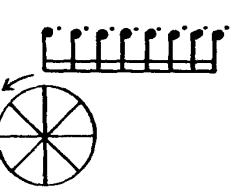
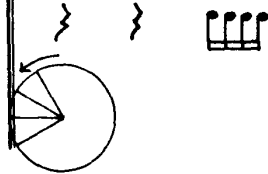
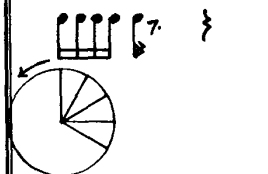
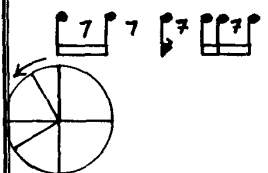
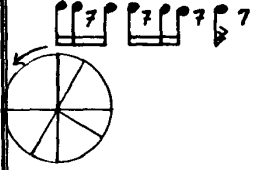
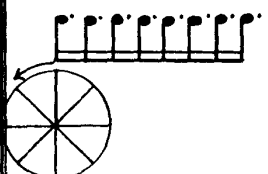

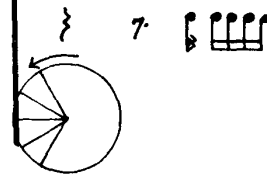
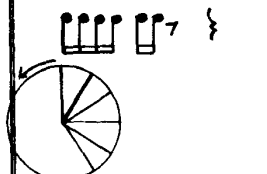
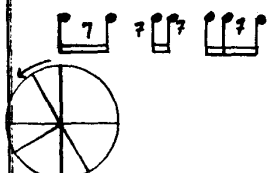
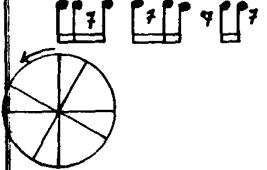

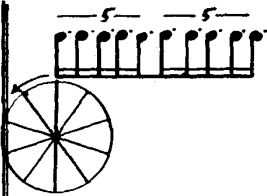
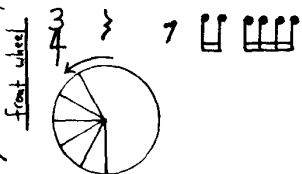
play each bar 3 times



play each bar 3 times

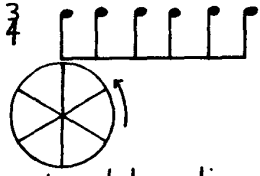


play each bar 3 times



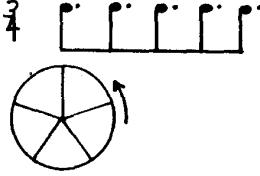
Bicycle #1

rear wheel



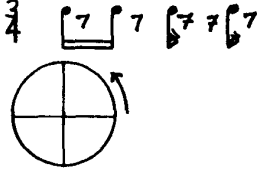
play each bar 3 times

front wheel



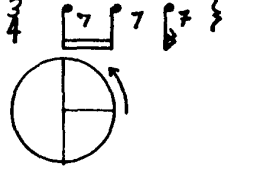
Bicycle #2

rear wheel



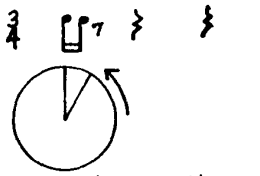
play each bar 3 times

front wheel



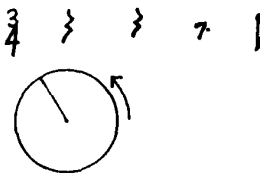
Bicycle #3

rear wheel

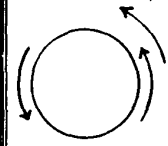


play each bar 3 times

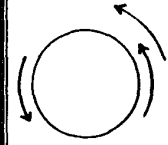
front wheel



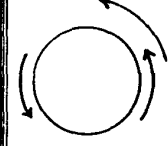
Spin wheel very fast - let stop



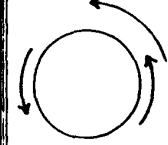
Spin wheel very fast - let stop



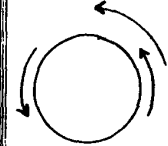
Spin wheel very fast - let stop



Spin wheel very fast - let stop



Spin wheel very fast - let stop



Spin wheel very fast - let stop

